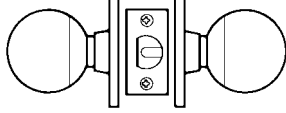
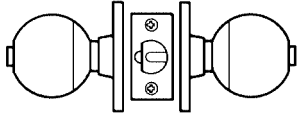

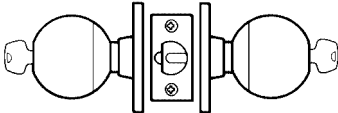
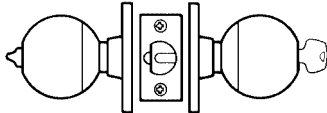

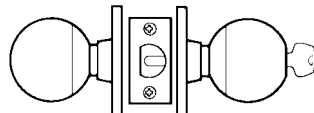
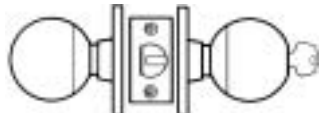


# Cylindrical Lockset Functions

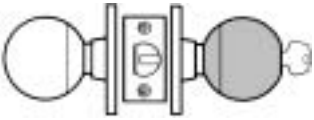
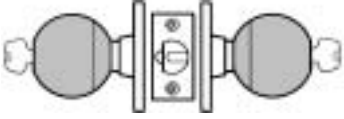
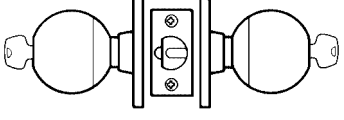
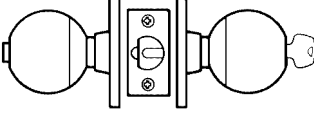
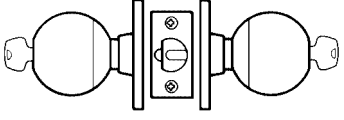
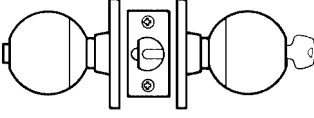
When you order a lock it is important that you designate the correct “function”. We’ve included the most popular functions on these pages. If you have a question call...

**Garden State Hardware at (800) 544-0616.**

Designation	ANSI	Description	Example knob or lever
<b>Passage Lockset</b>	<b>F36</b>	Latch retracted by either knob. Non locking function.	
<b>Privacy Bedroom Bathroom Lockset</b>	<b>F37</b>	Either knob retracts latch unless button pushed in on inside knob. Turning inside knob releases button. Emergency button in outside knob unlocks inside.	
<b>Exit Lockset</b>	<b>F38*</b>	Latch retracted by inside knob. Outside knob always rigid.	
<b>Communicating Lockset</b>	<b>F80*</b>	Key-in-knob both sides. Key unlocks its side only.	
<b>Entrance Office Lockset</b>	<b>F81</b>	Latch retracted by knob either side unless button on inside knob turned to lock outside knob. Turn button must be released manually. Key retracts latch when outside knob locked.	
<b>Office Dormitory Motel Room Lockset</b>	<b>F82</b>	Latch retracted by knob either side unless button on inside knob pushed in to lock outside knob. Push/turn button on inside released by key on outside or by turning inside knob. Closing door does not release outside knob or button.	
<b>Classroom Lockset</b>	<b>F84</b>	Inside knob always retracts latch. Key in outside knob can leave outside knob locked or unlocked.	
<b>Classroom Hospital Lockset</b>	<b>F85</b>	Inside knob always retracts latch. Key in outside knob can leave outside knob locked or unlocked. Latch can be held in retracted position by key in outside knob.	

\* Use only on rooms with more than one exit.

# Cylindrical Lockset Functions

Designation	ANSI	Description	Example knob or lever
<b>Storeroom Service Lockset</b>	<b>F86</b>	Inside knob always retracts latch. Outside knob always rigid. Key in outside knob retracts latch.	
<b>Asylum Lockset</b>	<b>F87</b>	Both knobs rigid at all times. Key retracts latch from either side.	
<b>Public Entrance Lockset</b>	<b>F88</b>	Latch retracted by knob either side unless outside knob is locked by key on inside knob. Key in outside knob retracts latch when locked.	
<b>Dormitory Lockset</b>	<b>F90</b>	Latch retracted by knob either side unless outside knob is locked by push button on inside knob or key on outside knob. Turning inside knob or closing door releases button. Key outside locks or unlocks door and releases latch.	
<b>Store Storeroom Lockset</b>	<b>F91</b>	Latch retracted by knob either side unless both knobs are locked simultaneously by key in either knob. Key unlocks both sides simultaneously.	
<b>Service Station Lockset</b>	<b>F92</b>	Latch retracted by knob either side unless button is pushed in on inside knob. Push button released by turning inside knob, closing door, or by key in outside knob unless push button is fixed in locked position by turning coin slot inside knob. Key in outside will always retract latch.	
<b>Hotel / Motel Lockset</b>	<b>F93</b>	Latch retracted by inside or outside knob. Outside knob is always rigid. Depressing push button when door is closed shuts out all keys except emergency key. Push button is released by turning inside knob.	